



July 2016

Report No. 16-05

Approximately 42% of Nursing Programs Had Licensure Exam Passage Rates Below the Required Legislative Standard in 2015

at a glance

Approximately 42% of Florida nursing education programs that had graduates taking the licensure exam had passage rates that were 10% or more below the national average in 2015. This is an increase from 36% in 2014. Most of the nursing programs performing below the required passage rate were created since 2009 and are unaccredited.

The licensure exam passage rates in 2015 for Florida students who graduated from nursing programs varied by program type. Florida's practical nursing and bachelor's degree graduates performed slightly higher than their counterparts nationally. Graduates from associate's degree programs performed significantly lower than graduates nationally.

Florida law requires approved nursing education programs to have a minimum graduate licensure exam passage rate. If a program's passage rate falls 10 percentage points below the national average for two consecutive calendar years, the program is placed on probation. Associate programs accounted for 63% of 128 programs that were below the legislative standard in 2015. As of June 2016, the Board of Nursing placed 14 of the programs with low licensure exam passage rates on probation and terminated 11 of the programs.

Scope

The 2014 Legislature directed OPPAGA to conduct a series of annual reviews through the year 2020 of the Board of Nursing's administration of the program approval and accountability processes for nursing

programs.¹ This report is a companion to OPPAGA [Report No. 16-02](#), *Florida's Nursing Education Programs Continued to Expand in 2015*, which addressed how nursing programs' capacity, enrollment, and student outcomes have changed since the previous academic year. This report reviews nursing licensure exam data for the 2015 calendar year that was not available at the time the previous report was published.

Background

The 2009 Legislature made several statutory changes to significantly increase the number of approved nursing programs to address the state's shortage of nurses. The 2009 law modified the nursing education program approval process and established a legislative performance standard based on each program's graduate licensure exam passage rate.²

The 2014 Legislature made additional revisions in Florida law related to nursing programs. For example, the 2014 revisions limited a program's exam passage rate to only include first-time test takers within six months of graduation and required nursing programs to be accredited no later than July 2019.^{3,4} The 2014 law also allowed the Florida Board of Nursing to extend a program's probationary status for one additional year if the program demonstrates adequate progress toward the graduate passage rate goal by meeting a

¹ Chapters [2009-168](#), [2010-37](#), and [2014-92](#), *Laws of Florida*.

² Section [464.019](#), *F.S.*, specifies that the first calendar year of scores the board could use was 2010. As a result, 2012 was the first year the board could place programs on probation using the criteria in law, based on calendar years 2010 and 2011.

³ Previously, there was no requirement for graduates to take the exam within six months of their graduation date.

⁴ Programs must be accredited by a specialized nursing accrediting agency that is nationally recognized by the United States Secretary of Education to accredit nursing education programs.

majority of the benchmarks established in the remediation plan.⁵

This report provides program-specific nursing licensure exam data for all nursing education programs in Florida for the 2015 calendar year.⁶ This data includes each program's passage rate for graduates who took the National Council of State Boards of Nursing's National Council Licensure Examination (NCLEX) within six months of their graduation date.⁷

Findings

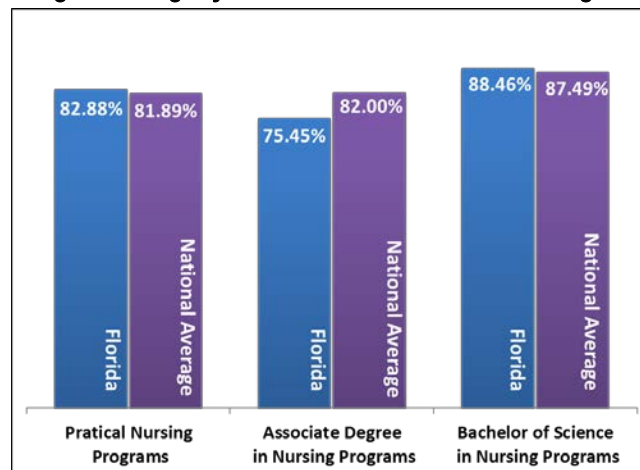
How did students who graduated from Florida nursing education programs perform on the licensure exam in 2015 compared to graduates nationally?

Florida's licensed practical nursing and bachelor's degree graduates performed slightly better than graduates nationally; graduates from associate's degree programs performed significantly worse.

The percentage of Florida nursing graduates passing the licensure exam in 2015 varied by program type. Statewide, 82.88% of graduates from Florida's licensed practical nurse programs passed the licensure exam during 2015, which was slightly higher than the national average of 81.89%.⁸ (See Exhibit 1). In addition, 88.46% of Florida's bachelor of science in nursing degree program graduates passed the licensure exam, which was slightly higher than the percentage of students who passed nationally (87.49%). In contrast, 75.45% of Florida associate degree in nursing graduates passed the licensure exam, which was lower than the percentage of graduates passing the exam nationally (82.00%).

Exhibit 1

Florida's 2015 Average Licensure Exam Passage Rates for Students Who Graduated From Licensed Practical Nurse and Bachelor of Science in Nursing Programs Slightly Exceeded the National Average¹



¹ National average passage rates include all nursing education program graduates who took the licensure exam for the first time in calendar year 2015, but Florida rates do not include graduates who took their exams more than six months after their graduation date.

Source: OPPAGA analysis of data received from the National Council of State Boards of Nursing.

How many Florida nursing education programs had licensure exam passage rates that were 10% or more below the national average?

Approximately 42% (128 of 304) of Florida nursing education programs with graduates that took the licensure exam had passage rates that were 10% or more below the national average in 2015. This is an increase from 36% (105 of 289) of programs in 2014. Florida law requires a program whose graduate licensure exam passage rate falls 10 percentage points or more below the national average for two consecutive calendar years to be placed on probation and submit a remediation plan to increase its passage rate so that it equals or exceeds the required passage rate within the timeframes specified in s. 464.019(5)(a)(3), *Florida Statutes*.

⁵ The law requires approved nursing programs to have a minimum graduate licensure exam passage rate. If a program's passage rate falls 10% below the national average for two consecutive calendar years, the program is placed on probation and must submit a remediation plan and increase its passage rate so that it equals or exceeds the required passage rate within the timeframes specified in s. 464.019 (5)(a)(3), *F.S.*

⁶ Public school districts, Florida colleges, state universities, private

institutions licensed by the Commission for Independent Education, and private institutions that are members of the Independent Colleges and Universities of Florida offer nursing programs. In addition, state law authorizes Pensacola Christian College to offer a bachelor of science in nursing degree.

⁷ The NCLEX data was provided by the National Council of State Boards of Nursing.

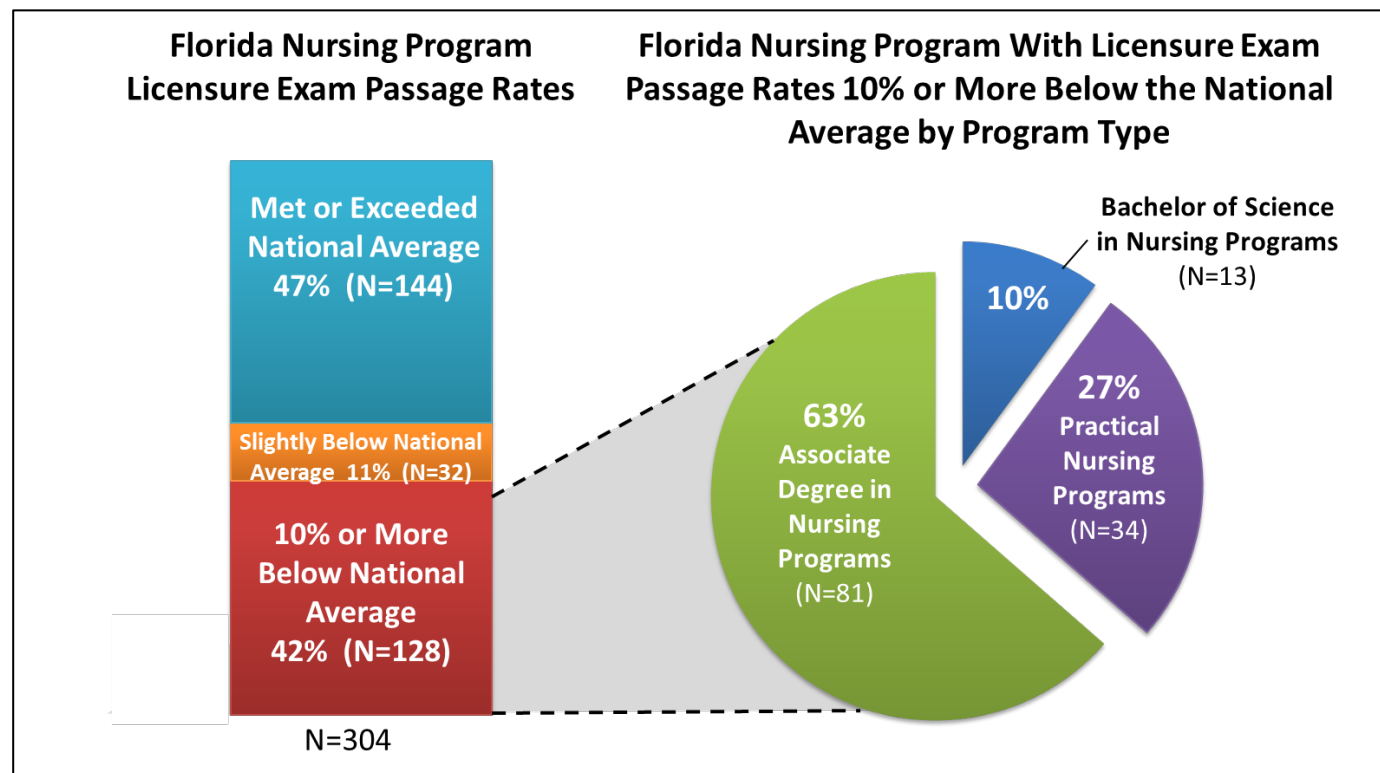
⁸ This only includes students who took exams during calendar year 2015.

Associate degree in nursing programs accounted for 63% of programs that failed to meet the legislative standard. As shown in Exhibit 2, 128 of 304 (42%) nursing programs operating in Florida that had graduates who took the licensure exam in 2015 had passage rates that were 10% or more below the

national average. Almost two-thirds (63%) of these programs awarded associate's degrees, slightly less than a third (27%) were licensed practical nursing programs, and 10% were bachelor of science in nursing programs.⁹

Exhibit 2

Of the Florida Nursing Programs in 2015 That Had Licensure Exam Passage Rates That Were 10% or More Below the National Average, 63% Were Associate Degree in Nursing Programs¹



¹ National average passage rates include all nursing education program graduates who took the licensure exam for the first time in calendar year 2015, but Florida passage rates do not include graduates who took their exams more than six months after their graduation date.

Source: OPPAGA analysis of data received from the National Council of State Boards of Nursing.

Most of the nursing programs performing below the required passage rate were relatively new and unaccredited. More than three-quarters, or 79% (101 of 128), of the programs with exam passage rates that were 10% or more below the national average in 2015 were created since the 2009

statutory revisions took effect.¹⁰ Furthermore, only 11 of the 128 programs were accredited. To improve program quality, the 2015 Legislature revised Florida law to require that all nursing education programs be accredited by July 1, 2019, or within five years of first enrolling students.¹¹

⁹ Thirteen percent of the schools (40 of the 304) had fewer than five test takers. More than half of these schools (55%) had passage rates that were 10% or more below the national average. In contrast, 40% of the schools with five or more test takers were 10% or more below the national average. At smaller schools, the performance of relatively few test takers can have a substantial effect on passage rates.

¹⁰ Of the 269 nursing programs approved since July 2009, 156 programs had graduates who took the licensure examination in

calendar year 2015. The other 113 programs did not have any students take the exam because the program did not have graduates yet, the graduates did not take the exam within six months of graduation, or the program closed.

¹¹ Programs must be accredited by a specialized nursing accrediting agency that is nationally recognized by the United States Secretary of Education to accredit nursing education programs.

Of the 128 programs that failed to meet the legislative standard in 2015, 14 were placed on probation and 11 were terminated. Of the 128 programs that failed to meet the legislative standard in 2015, as of June 2016

- 14 were on probation (13 of these programs were created since 2009)¹²;
- 11 were terminated by the board—a program placed on probation must improve its passage rate within the timeframes specified in Florida statutes or the board may close the program¹³;
- 11 were exempt from being placed on probation because they attained the accreditation specified in Florida statutes¹⁴;
- 55 were not on probation, but the Board of Nursing is required to place them on probation if the programs continue to have licensure passage rates 10% or more below the national average for another consecutive calendar year; and
- 37 closed.¹⁵

In addition, at its June 2016 meeting, the Board of Nursing notified 8 of the 128 programs that it will take further action to their licensure status.¹⁶ The board notified five of the programs that they will be placed on probation and one that its probationary extension was granted. The board also notified two of the programs that they will be terminated—one failed to meet the statutory licensure examination requirement after one year of probation, and one failed to submit its annual report. The Board of Nursing is scheduled to finalize these actions at its August 2016 meeting, after considering any appeals the programs make regarding their licensure status.

Appendix A describes how many Florida nursing education programs met or exceeded the national average passage rate or were slightly below the national average passage rate; and how many were 10% or more below the national average passage rate for each program type.¹⁷ Appendix B lists the passage rates for each nursing program in Florida.

¹² Of the 14 programs on probation, 4 were placed on probation in 2016; 1 was on probation for one year and requested an administrative hearing regarding licensure status; 1 was on probation for two years and was pending termination by the Board of Nursing, however the program requested an appeal; 6 were on year one of probation and were granted an extension for one additional year in 2016; 2 were on probation for one year in 2015 and their licensure status will be finalized at the August 2016 Board of Nursing meeting.

¹³ Refer to s. 464.019(5)(a)(3), *F.S.* In April 2015, the Board of Nursing adopted an alternative interpretation of s. 464.019(5)(a)(3), *F.S.*, which changed the length of time the board allows nursing programs to remain on probation before termination. Under the alternative interpretation, if a program fails to meet the statutory requirement after one year of probation, the board terminates the program. In addition, the board now terminates programs that have no graduates who take the NCLEX in the calendar year that

immediately follows their placement on probation. However, programs can appeal these termination decisions and request a one-year extension of probation. Prior to April 2015, the board allowed programs to remain on probation for two years prior to termination. Board staff reported that this change will affect programs that were on their first year of probation in 2015 and all programs placed on probation in the future.

¹⁴ Refer to ss. [464.003\(1\)](#) and [464.019\(9\)](#), *F.S.*

¹⁵ Of the 37 programs with test takers in calendar year 2015, 20 closed in 2016, 11 closed in 2015, 4 closed in 2014, and 2 closed in 2013.

¹⁶ The board notified three additional programs that were not part of the 128 and did not have test takers in 2015 of its plans to terminate them for failing to submit their annual reports.

¹⁷ Slightly below the national average refers to programs with exam passage rates below the national average by less than 10 percentage points.

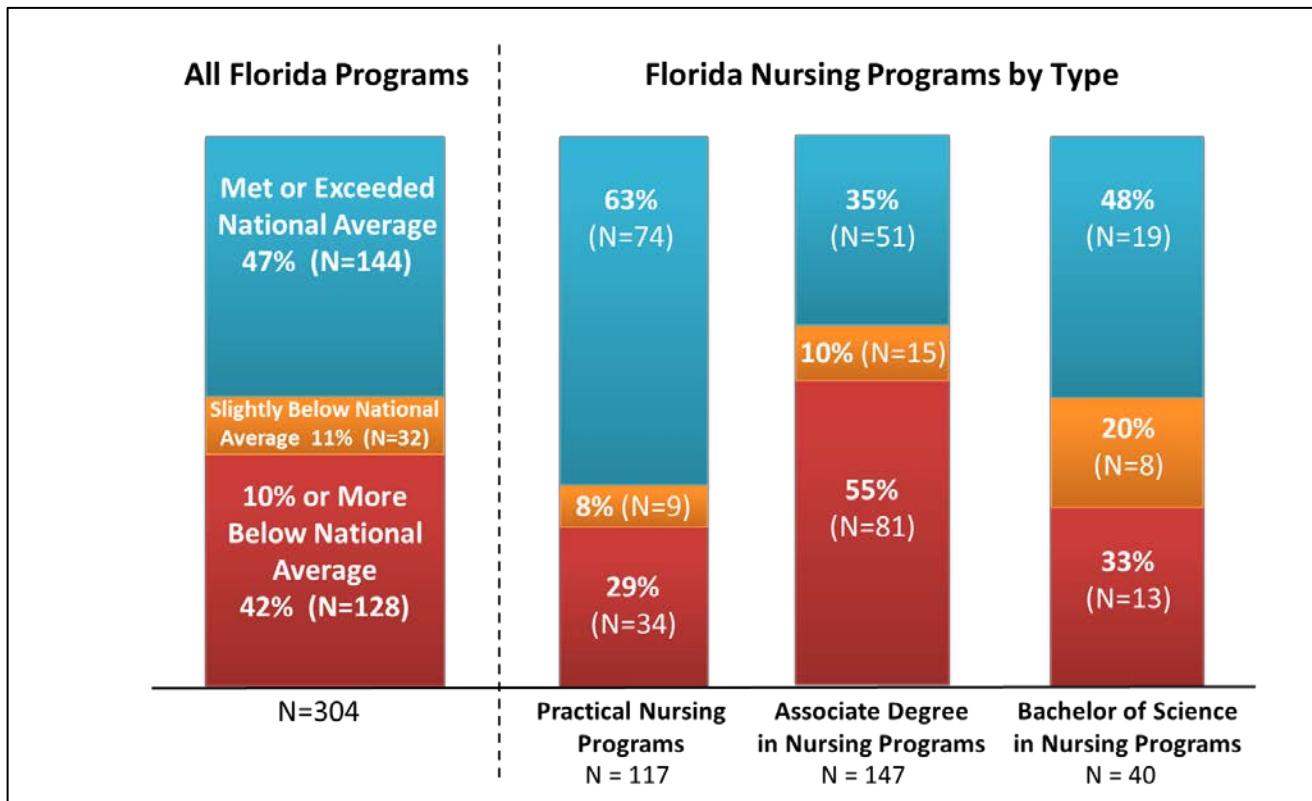
Appendix A

Florida Nursing Education Program Passage Rates by Program Type

Approximately 42% (128 of 304 programs) of Florida nursing education programs had licensure exam passage rates that were 10% or more below the national average in 2015. Licensure exam passage rates varied by program type, as shown in Exhibit A-1. For example, 55% of associate degree in nursing programs, 29% of licensed practical nursing programs, and 33% of bachelor's degree programs were 10% or more below the national average.

Exhibit A-1

Approximately 42% of Florida Nursing Education Programs Had Licensure Exam Passage Rates That Were 10% or More Below the National Average in 2015¹



¹ National average passage rates include all nursing education program graduates who took the licensure exam for the first time in calendar year 2015, but Florida rates do not include graduates who took their exams more than six months after their graduation date.

Note: The percentages for some programs in the exhibit may not add to 100% due to rounding.

Source: OPPAGA analysis of data received from the National Council of State Boards of Nursing.

Appendix B

Licensed Practical Nurse (Generic and Bridge) Program Graduate Exam Scores

Exhibit B-1 shows for each institution the passage rates for licensed practical nurse program graduates who took the National Council of State Boards of Nursing's National Council Licensure Examination (NCLEX) during calendar year 2015.^{18, 19} The percentage of exam takers who passed the exam (82.88%) is slightly higher than the national average passage rate of 81.89%. However, 29% (34 of 117) of licensed practical nursing programs in Florida were 10% or more below the national average passage rate in 2015. Programs approved since the 2009 law are highlighted in light gray.

Exhibit B-1

Passage Rates for Licensed Practical Nurse Program Graduates in the 2015 Calendar Year^{1, 2}

NCLEX Code	School	Exam Takers	Number of Exam Takers Who Passed	Percentage of Exam Takers Who Passed
70-106	Florida Gateway College	29	29	100.00%
70-108	Ridge Career Center	28	28	100.00%
70-112	Sigma Institute Of Health Careers — Oakland Park	1	1	100.00%
70-115	Fortis Institute — Miami	4	4	100.00%
70-117	Azure College — Miami Gardens	2	2	100.00%
70-126	Health Education Training School	1	1	100.00%
70-131	Centura Institute	1	1	100.00%
70-147	Azure College — Sebring	6	6	100.00%
70-159	South Tech Academy	6	6	100.00%
70-161	Gadsden Center for Health Education	6	6	100.00%
70-163	Desoto County School of Practical Nursing	6	6	100.00%
70-167	Withlacoochee Technical College	19	19	100.00%
70-175	Seminole State College of Florida — Altamonte Springs	37	37	100.00%
70-206	Horizon Healthcare Institute, Inc. — Port Charlotte	2	2	100.00%
70-210	Blanche Ely High School — Broward County	12	12	100.00%
70-219	Fort Myers Institute of Technology — Labelle	5	5	100.00%
70-220	North Broward Technical Center, Inc.	2	2	100.00%
70-227	Cambridge Institute of Allied Health & Technology — Delray Beach	4	4	100.00%
70-228	Palm Beach Vocational Institute, Inc. — Melbourne	1	1	100.00%
70-233	Jersey College — Fort Lauderdale	14	14	100.00%
70-240	American Health Institute	4	4	100.00%
70-241	Emiraza College — Fort Pierce	1	1	100.00%
70-245	NRI Institute of Health Sciences	2	2	100.00%
70-246	Horizon Healthcare Institute, Inc. — Melbourne	1	1	100.00%
70-256	Herzing University — Winter Park	7	7	100.00%

¹⁸ This includes both licensed practical nurse (generic program) students as well as licensed practical nurse (bridge program) students.

¹⁹ This data includes only first-time test takers who took the exam within six months of graduation from a nursing education program.

NCLEX Code	School	Exam Takers	Number of Exam Takers Who Passed	Percentage of Exam Takers Who Passed
70-201	Academy for Nursing and Health Occupations — West Palm Beach	54	53	98.15%
70-171	Florida Panhandle Technical College	31	30	96.77%
70-107	Bradford-Union Technical Center	30	29	96.67%
70-142	Cape Coral Institute of Technology	29	28	96.55%
70-120	Emerald Coast Technical College	28	27	96.43%
70-191	Tom P. Haney Technical Center	26	25	96.15%
70-168	South Florida State College — Avon Park	20	19	95.00%
70-150	Palm Beach State College — Lake Worth	19	18	94.74%
70-164	Pasco-Hernando State College — New Port Richey	110	104	94.55%
70-104	Galen College of Nursing — St. Petersburg	66	62	93.94%
70-1103	Santa Fe College — Gainesville	16	15	93.75%
70-157	Pensacola State College	16	15	93.75%
70-181	Fort Myers Institute of Technology — Fort Myers	32	30	93.75%
70-255	Southeastern College — Tampa	16	15	93.75%
70-259	Community Technical & Adult Education — Marion County	47	44	93.62%
70-179	Florida State College at Jacksonville	15	14	93.33%
70-215	Virginia College — Pensacola	15	14	93.33%
70-111	Fortis Institute — Palm Springs	14	13	92.86%
70-288	Harris-Casel Institute	14	13	92.86%
70-151	Pinellas Technical College — St. Petersburg	52	48	92.31%
70-195	Traviss Career Center	64	59	92.19%
70-207	Southeastern College — New Port Richey	12	11	91.67%
70-202	McFatter Technical College	69	63	91.30%
70-222	Rasmussen College, Inc. — Land O' Lakes	32	29	90.63%
70-155	Jersey College — Tampa	42	38	90.48%
70-130	Lincoln Technical Institute — Fern Park	10	9	90.00%
70-160	Mercy Hospital School of Practical Nursing	49	44	89.80%
70-178	Lake Technical Center	37	33	89.19%
70-236	Locklin Tech	18	16	88.89%
70-136	Technical Education Center Osceola	35	31	88.57%
70-132	Jersey College — Jacksonville	52	46	88.46%
70-185	Daytona State College — Daytona Beach	59	52	88.14%
70-173	Riveroak Technical College	16	14	87.50%
70-282	Technical Center for Career and Adult Education — Indian River County	8	7	87.50%
70-153	Lindsey Hopkins Technical College — Dade County	15	13	86.67%
70-186	Atlantic Technical College — Broward County	60	52	86.67%
70-154	Erwin Technical Center	116	100	86.21%
70-187	Orlando Tech	29	25	86.21%
70-214	Rasmussen College, Inc. — Ocala	43	37	86.05%
70-194	Pinellas Technical Education Center — Clearwater	35	30	85.71%
70-183	Manatee Technical College	62	53	85.48%
70-248	Robert Morgan Educational Center — Dade County	48	41	85.42%

NCLEX Code	School	Exam Takers	Number of Exam Takers Who Passed	Percentage of Exam Takers Who Passed
70-170	Lorenzo Walker Institute of Technology	34	29	85.29%
70-197	Gulf Coast State College — Port St. Joe	26	22	84.62%
70-180	Palm Beach County Schools	6	5	83.33%
70-189	North Florida Community College — Madison	18	15	83.33%
70-193	Suncoast Technical College	53	44	83.02%
70-105	Choice Technology Center	41	34	82.93%
70-182	First Coast Technical College	57	47	82.46%
NATIONAL AVERAGE PASSAGE RATE				81.89%
70-133	Brewster Technical Center	22	18	81.82%
70-144	Southeastern College — Jacksonville	32	26	81.25%
70-156	Express Training Services, LLC — Gainesville	10	8	80.00%
70-199	Lively Technical Center	51	40	78.43%
70-205	Sheridan Technical College — Broward County	90	70	77.78%
70-114	Taylor College — Belleview	20	15	75.00%
70-211	Rasmussen College, Inc. — Fort Myers	8	6	75.00%
70-269	Southeastern College — Miami Lakes	4	3	75.00%
70-127	Cambridge Institute of Allied Health & Technology — Altamonte Springs	47	34	72.34%
10 PERCENTAGE POINTS BELOW NATIONAL AVERAGE PASSAGE RATE				71.89%
70-125	Concorde Career Institute — Jacksonville	28	20	71.43%
70-145	Immokalee Technical Center	21	15	71.43%
70-254	Miami Lakes Technical Center — Dade County	49	35	71.43%
70-166	Charlotte Technical Center	49	34	69.39%
70-232	Rasmussen College, Inc. — Tampa	26	18	69.23%
70-134	Southeastern College — Greenacres	19	13	68.42%
70-138	American Medical Academy	3	2	66.67%
70-139	Medical Prep Institute of Tampa Bay — Tampa	6	4	66.67%
70-239	Med-Life Institute — Naples	3	2	66.67%
70-177	Indian River State College — Fort Pierce	32	21	65.63%
70-172	Eastern Florida State College	29	18	62.07%
70-124	Medtech Institute — Orlando	78	46	58.97%
70-169	Inlet Grove Adult Community High School	17	10	58.82%
70-109	Fortis Institute — Port St. Lucie	21	12	57.14%
70-135	Capscore Academy for Healthcare Education — Lake Worth	7	4	57.14%
70-253	Ruby's Academy For Health Occupations	7	4	57.14%
70-121	Suncoast College of Health — Bradenton	20	11	55.00%
70-152	Azure College — Boca Raton	6	3	50.00%
70-203	Sunshine Training Center	2	1	50.00%
70-213	International Academy Training Center	2	1	50.00%
70-257	Brilliant Academy Health Center	2	1	50.00%
70-262	Florida Academy of Nursing — Miramar	2	1	50.00%
70-274	Dade Medical College — Miami	2	1	50.00%

NCLEX Code	School	Exam Takers	Number of Exam Takers Who Passed	Percentage of Exam Takers Who Passed
70-238	Med-Life Institute — Pompano Beach	5	2	40.00%
70-141	Med-Life Institute — Bradenton	38	15	39.47%
70-209	Med-Life Institute — Kissimmee	19	7	36.84%
70-224	Genesis Vocational Institute	32	11	34.38%
70-190	Southeastern College — St. Petersburg	15	4	26.67%
70-212	West Lawrence School of Nursing	4	1	25.00%
70-223	Med-Life Institute — West Palm Beach	2	0	0.00%
70-247	South Florida Medical College — Miami Gardens	1	0	0.00%
70-251	O'Reggio Technical Career Institute	3	0	0.00%
70-270	Dade Medical College — Hollywood	1	0	0.00%
70-286	Techni-Pro Institute, Inc. — Boca Raton	7	0	0.00%
Total Statewide³		2,839	2,353	82.88%

¹ Remedial programs were not included in the table or statewide totals.

² Programs approved since July 2009 are highlighted in light grey.

³ The statewide totals include graduates of closed programs.

Source: National Council of State Boards of Nursing.

Associate Degree in Nursing (Generic and Bridge) Program Graduate Exam Scores

Exhibit B-2 shows for each institution the passage rates for associate degree in nursing program graduates who took the National Council of State Boards of Nursing's National Council Licensure Examination (NCLEX) during calendar year 2015.^{20, 21} The percentage of exam takers who passed the exam (75.45%) is below the national average passage rate of 82%. However, 55% (81 of 147) of associate degree in nursing programs in Florida were 10% or more below the national average passage rate in 2015. Programs approved since the 2009 law are highlighted in light gray.

Exhibit B-2

Passage Rates for Associate Degree in Nursing Program Graduates in the 2015 Calendar Year^{1, 2}

NCLEX Code	School	Exam Takers	Number of Exam Takers Who Passed	Percentage of Exam Takers Who Passed
70-420	Keiser University – Sarasota	35	35	100.00%
70-426	Keiser University – Tallahassee	36	36	100.00%
70-438	Eastern Florida State College – Palm Bay	46	46	100.00%
70-730	Florida Career College – Pembroke Pines	3	3	100.00%
70-751	Premiere International College	1	1	100.00%
70-474	Florida Keys Community College	30	29	96.67%
70-403	Keiser University – Lakeland	56	54	96.43%
70-480	State College of Florida Manatee-Sarasota	110	106	96.36%
70-475	Broward College	273	263	96.34%
70-467	Valencia College	195	187	95.90%
70-471	Santa Fe College – Gainesville	133	127	95.49%
70-400	South Florida State College – Avon Park	44	42	95.45%
70-462	Seminole State College of Florida – Altamonte Springs	196	187	95.41%
70-450	Northwest Florida State College	53	50	94.34%
70-455	Keiser University – Orlando	56	52	92.86%
70-415	Keiser University – Melbourne	65	59	90.77%
70-489	St. Petersburg College	323	293	90.71%
70-470	Eastern Florida State College – Cocoa	74	67	90.54%
70-464	Pasco-Hernando Community College – New Port Richey	176	159	90.34%
70-440	Keiser University – Port St. Lucie	30	27	90.00%
70-766	Orlando Medical Institute, Inc.	10	9	90.00%
70-481	Gulf Coast State College – Panama City	116	104	89.66%
70-491	Rasmussen College, Inc. – New Port Richey	121	108	89.26%
70-423	Keiser University – Fort Lauderdale	54	48	88.89%
70-468	Tallahassee Community College	63	56	88.89%
70-486	Palm Beach State College – Lake Worth	211	187	88.63%
70-733	Medical Prep Institute of Tampa Bay – Tampa	35	31	88.57%
70-407	Keiser University – Miami	25	22	88.00%
70-490	Keiser University – Jacksonville	32	28	87.50%

²⁰ This includes both associate degree in nursing (generic program) students as well as associate degree in nursing (bridge program) students.

²¹ This data includes only first-time test takers who took the exam within six months of graduation from a nursing education program.

NCLEX Code	School	Exam Takers	Number of Exam Takers Who Passed	Percentage of Exam Takers Who Passed
70-422	Fortis Institute – Pensacola	79	69	87.34%
70-472	Florida South Western State College	228	199	87.28%
70-456	Jersey College – Jacksonville	59	51	86.44%
70-476	Polk State College	138	119	86.23%
70-735	Jersey College – Fort Lauderdale	29	25	86.21%
70-411	Galen College of Nursing – St. Petersburg	286	246	86.01%
70-712	Azure College – Boca Raton	7	6	85.71%
70-409	Mercy Hospital College of Nursing	67	57	85.07%
70-477	Indian River State College – Fort Pierce	85	72	84.71%
70-463	Academy for Nursing and Health Occupations – West Palm Beach	58	49	84.48%
70-484	Miami Dade College	399	337	84.46%
70-482	College of Central Florida – Ocala	70	59	84.29%
70-418	Keiser University – Tampa	38	32	84.21%
70-425	St. Johns River State College	81	68	83.95%
70-483	Daytona State College – Daytona Beach	246	206	83.74%
70-705	Schiller International University	6	5	83.33%
70-706	Breckinridge School of Nursing and Health Sciences at ITT Tech – West Palm Beach	6	5	83.33%
70-405	Lake-Sumter State College	87	72	82.76%
70-416	North Florida Community College – Madison	29	24	82.76%
70-716	Bethesda College of Health Sciences	23	19	82.61%
70-495	Rasmussen College, Inc. – Ocala	166	137	82.53%
70-417	Florida Career College – Boynton Beach	17	14	82.35%
70-715	Christian International College – Largo	17	14	82.35%
NATIONAL AVERAGE PASSAGE RATE				82.00%
70-444	Herzing University – Winter Park	49	40	81.63%
70-473	Florida State College at Jacksonville	293	238	81.23%
70-469	Hillsborough Community College	237	192	81.01%
70-404	Jersey College – Tampa	96	76	79.17%
70-478	Florida Gateway College	96	76	79.17%
70-427	Taylor College – Belleview	62	49	79.03%
70-713	Management Resources College	110	86	78.18%
70-728	Palm Beach Vocational Institute, Inc. – Boynton Beach	13	10	76.92%
70-704	Fortis College – Cutler Bay	25	19	76.00%
70-732	International Institute for Health Care Professionals, Inc. – Boca Raton	29	22	75.86%
70-412	Fortis College – Largo	45	34	75.56%
70-436	Rasmussen College, Inc. – Fort Myers	69	52	75.36%
70-494	Rasmussen College, Inc. – Tampa	67	50	74.63%
70-487	Pensacola State College	235	173	73.62%
70-496	Breckinridge School of Nursing and Health Sciences at ITT Tech – Tampa	11	8	72.73%
10 PERCENTAGE POINTS BELOW NATIONAL AVERAGE PASSAGE RATE				72.00%
70-406	Keiser University – West Palm Beach	42	30	71.43%
70-413	Southeastern College – Miami Lakes	51	36	70.59%
70-497	Ultimate Medical Academy	17	12	70.59%
70-743	City College – Altamonte Springs	17	12	70.59%
70-750	Lincoln College Of Technology	13	9	69.23%

NCLEX Code	School	Exam Takers	Number of Exam Takers Who Passed	Percentage of Exam Takers Who Passed
70-492	Palm Beach State College – Belle Glade	16	11	68.75%
70-401	Chipola College – Marianna	66	44	66.67%
70-441	Kaplan University	9	6	66.67%
70-717	Breckinridge School of Nursing and Health Sciences at ITT Tech – Lake Mary	15	10	66.67%
70-442	Kaplan College Jacksonville	44	29	65.91%
70-430	Everest University	32	21	65.63%
70-724	Dade Medical College – Jacksonville	26	17	65.38%
70-431	Dade Medical College – Hollywood	25	16	64.00%
70-708	ITT Technical Institute – Deerfield Beach	11	7	63.64%
70-419	Concorde Career Institute – Orlando	41	26	63.41%
70-759	Institute of Healthcare Professions	16	10	62.50%
70-488	Breckinridge School of Nursing and Health Sciences at ITT Tech – Fort Myers	37	23	62.16%
70-755	Health Career Institute	71	44	61.97%
70-437	City College – Fort Lauderdale	21	13	61.90%
70-452	Dade Medical College – Miami Lakes	73	45	61.64%
70-711	Lincoln Technical Institute – Fern Park	26	16	61.54%
70-769	Antigua College International, Inc. – Miami	13	8	61.54%
70-499	Concorde Career Institute – Miramar	23	14	60.87%
70-714	Southern Technical College – Fort Myers	15	9	60.00%
70-448	Breckinridge School of Nursing and Health Sciences at ITT Tech – Fort Lauderdale	24	14	58.33%
70-445	Breckinridge School of Nursing and Health Sciences at ITT Tech – Tallahassee	61	35	57.38%
70-432	Dade Medical College – Homestead	42	23	54.76%
70-722	Florida Career College – Lauderdale Lakes	33	18	54.55%
70-731	Suncoast College of Health – Bradenton	55	30	54.55%
70-744	Capscore Academy for Healthcare Education – Lake Worth	11	6	54.55%
70-709	Fortis Institute – Port St. Lucie	81	44	54.32%
70-434	Breckinridge School of Nursing and Health Sciences at ITT Tech – Lake Mary	41	22	53.66%
70-723	Dade Medical College – West Palm Beach	15	8	53.33%
70-498	Breckinridge School of Nursing and Health Sciences at ITT Tech – Tampa	38	20	52.63%
70-408	Dade Medical College – Miami	78	41	52.56%
70-493	Saber	46	24	52.17%
70-761	Hosanna College Of Health, Inc.	10	5	50.00%
70-710	Southeastern College – New Port Richey	41	20	48.78%
70-454	Florida National University – Miami	46	22	47.83%
70-725	Florida Career College – Jacksonville	15	7	46.67%
70-449	City College – Miami	13	6	46.15%
70-428	Sanford-Brown College – Jacksonville	11	5	45.45%
70-756	Emergency Educational Institute	23	10	43.48%
70-453	Florida National University – Hialeah	7	3	42.86%
70-459	Azure College – Sebring	7	3	42.86%
70-734	Southern Technical College – Tampa	12	5	41.67%

NCLEX Code	School	Exam Takers	Number of Exam Takers Who Passed	Percentage of Exam Takers Who Passed
70-414	Mattia College – Miami	41	17	41.46%
70-752	Censa Miami Institute – Hialeah Gardens	22	9	40.91%
70-421	Concorde Career Institute – Tampa	25	10	40.00%
70-443	Florida National University – Hialeah	24	9	37.50%
70-754	University of Southernmost Florida – Coral Gables	16	6	37.50%
70-433	Concorde Career Institute – Jacksonville	51	19	37.25%
70-737	Med-Life Institute – Kissimmee	52	19	36.54%
70-726	Florida Career College – Kendall	22	8	36.36%
70-727	Allied Health Institute	11	4	36.36%
70-736	Larkin School of Nursing	25	9	36.00%
70-466	Brown Mackie College – Miami	73	25	34.25%
70-702	Hope College of Arts & Sciences – Pompano Beach	12	4	33.33%
70-729	International Institute for Health Care Professionals – Fort Pierce	3	1	33.33%
70-424	Virginia College – Jacksonville	28	9	32.14%
70-439	Southeastern College – St. Petersburg	35	11	31.43%
70-760	Medtech Institute Orlando – Orlando	35	11	31.43%
70-446	Breckinridge School of Nursing and Health Sciences at ITT Tech – Hialeah	16	5	31.25%
70-758	Florida Academy of Nursing – Miramar	40	12	30.00%
70-763	Ideal Professional Institute, Inc. – Miami Gardens	25	6	24.00%
70-479	Carleen Home Health School – Lauder Hill	152	36	23.68%
70-749	Med-Life Institute – Naples	17	4	23.53%
70-435	Breckinridge School of Nursing and Health Sciences at ITT Tech – Jacksonville	18	4	22.22%
70-458	Azure College – Miami Gardens	9	2	22.22%
70-741	Florida College of Health Science, Inc. – Orlando	10	2	20.00%
70-774	FMI Career School	5	1	20.00%
70-738	Med-Life Institute – West Palm Beach	26	5	19.23%
70-748	South Florida Medical College	21	4	19.05%
70-739	Med-Life Institute – Miramar	12	2	16.67%
70-740	Techni-Pro Institute, Inc. – Boca Raton	92	15	16.30%
70-701	Sigma College – Oakland Park	34	4	11.76%
70-719	Med-Life Institute – Pompano Beach	21	1	4.76%
70-700	Burnett International College – Boynton Beach	1	0	0.00%
70-703	Victoria Medical College – West Palm Beach	2	0	0.00%
70-745	Fernandina Beach College of Allied Health	1	0	0.00%
Total Statewide³		8,667	6,539	75.45%

¹ Remedial programs were not included in the table or statewide totals.

² Programs approved since July 2009 are highlighted in light gray.

³ The statewide totals include graduates of closed programs.

Source: National Council of State Boards of Nursing.

Bachelor of Science in Nursing (Generic and Second Degree) Program Graduate Exam Scores

Exhibit B-3 shows for each institution the passage rates for bachelor of science in nursing program graduates who took the National Council of State Boards of Nursing's National Council Licensure Examination (NCLEX) during calendar year 2015.^{22, 23} The percentage of exam takers who passed the exam (88.46%) is slightly higher than the national average passage rate (87.49%). However, 33% (13 of 40) of bachelor of science in nursing programs in Florida were 10% or more below the national average passage rate in 2015. Programs approved since the 2009 law are highlighted in light gray.

Exhibit B-3

Passage Rates for Bachelor of Science in Nursing Degree Program Graduates in the 2015 Calendar Year^{1,2}

NCLEX Code	School	Exam Takers	Number of Exam Takers Who Passed	Percentage of Exam Takers Who Passed
70-509	Herzing University – Winter Park	6	6	100.00%
70-510	University of Tampa	46	46	100.00%
70-514	Dade Medical College – Miami	1	1	100.00%
70-528	Azure College – Miami Gardens	1	1	100.00%
70-567	University of Central Florida	242	235	97.11%
70-568	Pensacola Christian College	90	87	96.67%
70-503	Florida Gulf Coast University	84	81	96.43%
70-505	University of West Florida	48	46	95.83%
70-591	University of Miami	154	147	95.45%
70-590	Florida State University	107	102	95.33%
70-594	University of North Florida	111	105	94.59%
70-522	Adventist University of Health Sciences	51	48	94.12%
70-585	University of Florida	182	169	92.86%
70-530	Palm Beach Atlantic University	40	37	92.50%
70-570	South University – Royal Palm Beach	71	65	91.55%
70-565	University of South Florida, College of Nursing	192	173	90.10%
70-589	Florida International University	133	119	89.47%
70-515	Remington College	83	74	89.16%
70-596	Nova Southeastern University – Fort Myers	46	41	89.13%
NATIONAL AVERAGE PASSAGE RATE				87.49%
70-520	Florida Southern College	30	26	86.67%
70-525	Chamberlain College of Nursing – Jacksonville	89	77	86.52%
70-578	Nova Southeastern University – Fort Lauderdale	154	133	86.36%
70-560	Jacksonville University	101	85	84.16%
70-592	College of Nursing and Health Sciences at Barry University	154	129	83.77%
70-566	Florida Atlantic University	76	61	80.26%

²² This includes both bachelor of science in nursing (generic program) students as well as bachelor of science in nursing (second degree program) students.

²³ This data includes only first-time test takers who took the exam within six months of graduation from a nursing education program.

NCLEX Code	School	Exam Takers	Number of Exam Takers Who Passed	Percentage of Exam Takers Who Passed
70-523	Antigua College International, Inc. – Miami	5	4	80.00%
70-598	Florida A&M University	69	55	79.71%
10 PERCENTAGE POINTS BELOW NATIONAL AVERAGE PASSAGE RATE				77.49%
70-540	Chamberlain College of Nursing – Miramar	158	119	75.32%
70-5101	Western Governors University	4	3	75.00%
70-504	South University – Tampa	79	59	74.68%
70-569	Bethune-Cookman University	31	23	74.19%
70-501	Fortis College – Cutler Bay	12	8	66.67%
70-502	Fortis College – Largo	3	2	66.67%
70-511	Florida National University – Hialeah	13	7	53.85%
70-532	Universidad del Turabo-South Florida – Miramar	8	4	50.00%
70-531	Florida Career College – Boynton Beach	3	1	33.33%
70-533	Universidad del Turabo-Metro Orlando – Orlando	3	1	33.33%
70-508	Miller's College of Nursing	13	4	30.77%
70-513	Mattia College – Miami	1	0	0.00%
70-529	Hope College of Arts & Sciences – Pompano Beach	1	0	0.00%
Total Statewide³		2,695	2,384	88.46%

¹ Remedial programs were not included in the table or statewide totals.

² Programs approved since July 2009 are highlighted in light gray.

³ The statewide totals include graduates of closed programs.

Source: National Council of State Boards of Nursing.

The Florida Legislature

Office of Program Policy Analysis and Government Accountability



OPPAGA provides performance and accountability information about Florida government in several ways.

- [Reports](#) deliver program evaluation and policy analysis to assist the Legislature in overseeing government operations, developing policy choices, and making Florida government more efficient and effective.
- [PolicyCasts](#), short narrated slide presentations, provide bottom-line briefings of findings and recommendations for select reports.
- Government Program Summaries (GPS), an online encyclopedia, www.oppaga.state.fl.us/government, provides descriptive, evaluative, and performance information on more than 200 Florida state government programs.
- [PolicyNotes](#), an electronic newsletter, delivers brief announcements of research reports, conferences, and other resources of interest for Florida's policy research and program evaluation community.
- Visit OPPAGA's website at www.oppaga.state.fl.us

OPPAGA supports the Florida Legislature by providing data, evaluative research, and objective analyses that assist legislative budget and policy deliberations. This project was conducted in accordance with applicable evaluation standards. Copies of this report in print or alternate accessible format may be obtained by telephone (850/488-0021), by FAX (850/487-3804), in person, or by mail (OPPAGA Report Production, Claude Pepper Building, Room 312, 111 W. Madison St., Tallahassee, FL 32399-1475). Cover photo by Mark Foley.

OPPAGA website: www.oppaga.state.fl.us

Project supervised by Emily Sikes (850/717-0531)
Project conducted by Heather Orender Turner, Sean Millard, and Justin Graham
David Summers (850/717-0555), Staff Director, Education Policy Area
R. Philip Twogood, Coordinator