



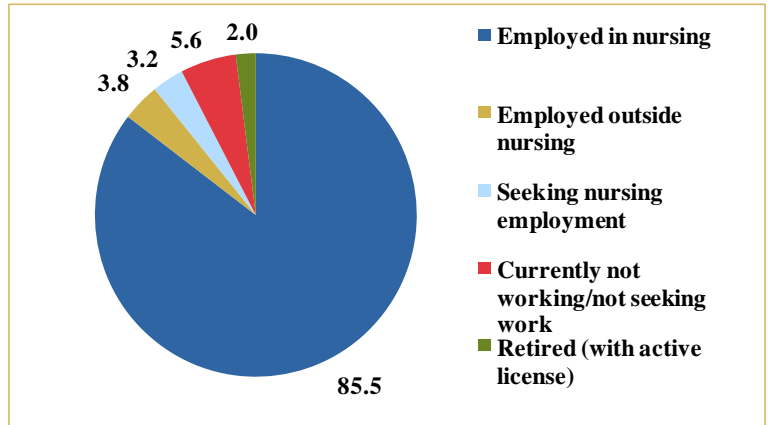
Statewide Status Report on Nursing Supply, Demand, and Education Spring 2010

The Supply of Nurses

Change in the Potential Nurse Workforce^{1,2}

	2008	2010	% Change
RN	175,581	187,093	6.6%
ARNP/ CNS	11,094	12,656	14.1%
LPN	54,942	57,861	5.3%

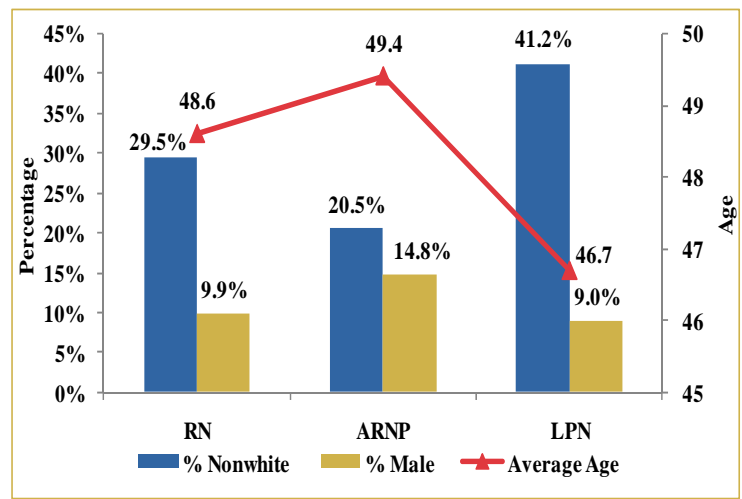
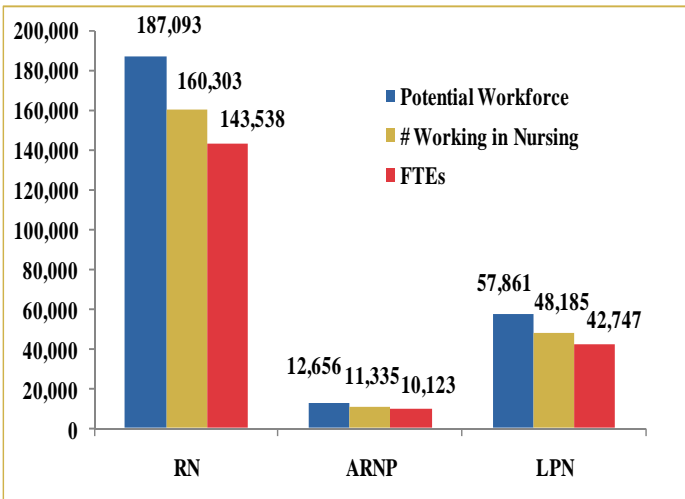
RN Work Status (%), 2008-2010¹



Florida's potential RN workforce (those with an active license, eligibility to practice, and a Florida address) increased 6.6% from 2008-2010, and the ARNP supply increased by 14.1%. Over 85% of RNs were employed in nursing and 3.2% were seeking nursing employment.

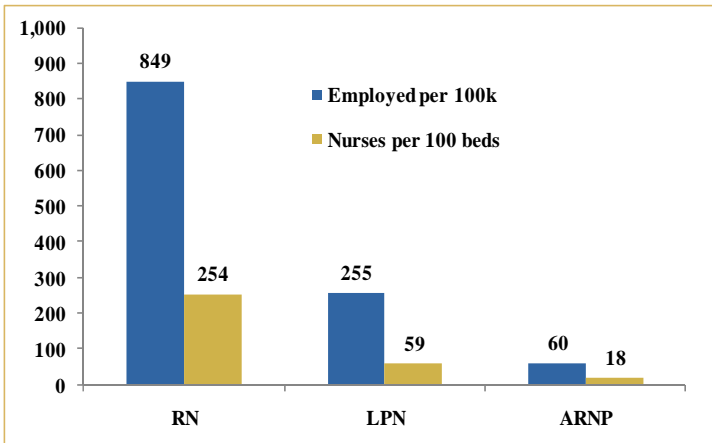
Nurse Supply as of January, 2010^{1,2}

Nurse Workforce Demographics^{1,2}



Out of 238,936 licensed RNs, Florida had a potential RN supply of 187,093 nurses, of whom slightly more than 160,000 were working in nursing. 9.9% of RNs were men, and the average age of RNs is 48.6 years. 41.2% of LPNs and 29.5% of RNs were non-white.

Employed Nurses per 100,000 Population and per 100 beds^{1,2}



Percentage of Nurses Employed by Setting as of January, 2010^{1,2}

Setting	RN (%)	ARNP (%)	LPN (%)
Hospital	63.8	37.9	14.8
Home Health	7.9	1.3	15.1
Ambulatory	4.9	4.7	2.7
Long-Term Care	4.6	2.0	36.5
Physician/Health Provider Office	3.3	26.4	9.9
Other	15.6	27.7	21.0

As of January 2010, Florida had about 849 RNs and 255 LPNs per 100,000 population. Nationwide, there are an estimated 854 RNs per 100K population.³ Florida had 254 RNs per 100 hospital beds, and 59 LPNs per 100 skilled nursing facility beds. Almost 64% of RNs were employed in hospitals, as were 38% of ARNPs. Over 36% of LPNs were employed in long-term care.

Nurse Employment Status as of January, 2010^{1,2}

About 80% of all nurses were employed full-time. Nurses worked an average of 38-39 hours per week. About 10% of LPNs and RNs were temporary employees.

	Full-Time (%)	Part-Time (%)	Temp (%)	Average Hours/Week
RN	79.5	11.0	9.6	37.9
ARNP	79.8	14.5	5.6	38.9
LPN	79.7	10.1	10.2	37.9

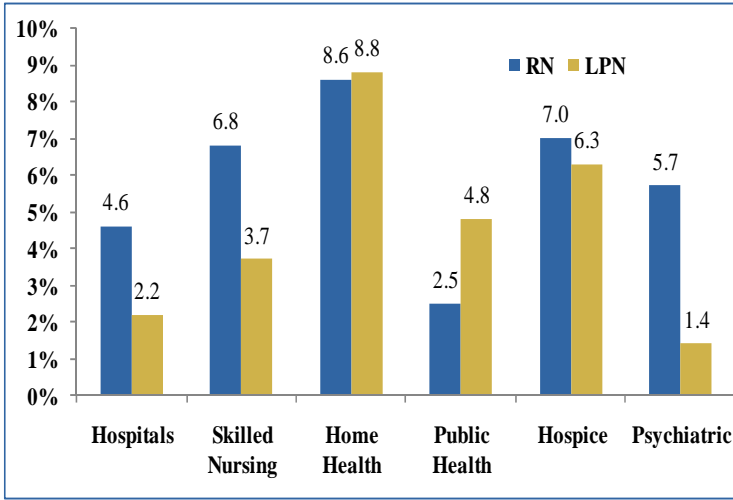
Highest Degree Held as of January, 2010^{1,2}

Highest Degree Held	RN (%)	ARNP (%)
Diploma/Associate	56.6	5.2
BSN	30.2	8.4
Bachelor's non-nursing	6.1	2.5
MSN	3.1	72.5
Master's non-nursing	3.4	7.5
Doctorate in Nursing	0.1	2.0
Doctorate non-nursing	0.5	1.9

The majority of RNs, about 57%, had a diploma or associate's degree as their highest degree, 30% had a BSN, and 3% had a Master's in Nursing. Most ARNPs (72.5%) had an MSN degree. Over 7% of ARNPs had a non-nursing master's degree, and 2.0% held a Doctorate in Nursing.

The Demand for Nurses

Full-Time Equivalent Vacancy Rates By Industry as of 06/30/2009⁴



Estimated Number of Full and Part-Time Vacancies as of 06/30/2009⁴

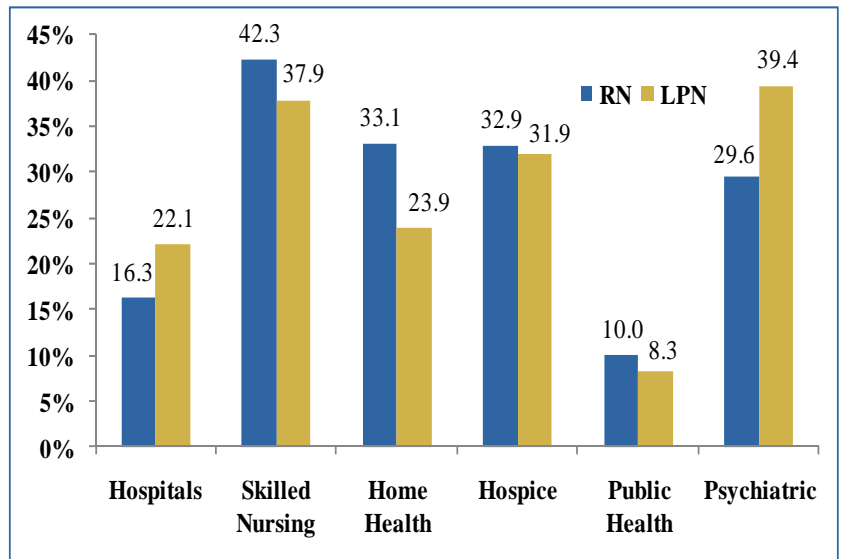
	Estimated # RN Vacancies	Estimated # LPN Vacancies
Hospitals	4,840.0	185.9
Skilled Nursing	572.9	745.5
Home Health	962.9	364.9
Public Health	49.1	28.3
Hospice	299.7	86.8
Psychiatric Hospital	82.3	6.1
Total	6,806.9	1,417.4

Vacancy rates for RNs in Florida ranged from 2.5% in public health departments to 8.6% in home health agencies. Vacancy rates for LPNs ranged from 1.4% in psychiatric hospitals to 8.8% in home health agencies. An estimated 6,807 RN positions and 1,417 LPN positions were vacant in the six settings surveyed as of June 30, 2009.

Estimated Full and Part-Time Position Growth through 2011⁴

	RN Position Growth	LPN Position Growth
Hospitals	3,075.4	285.3
Skilled Nursing	459.7	414.4
Home Health	4,138.9	2,210.2
Public Health	122.9	38.7
Hospice	308.1	193.1
Psychiatric	152.0	36.8
Totals	8,256.9	3,178.4

Median Turnover Rates for FY 2008-2009⁴



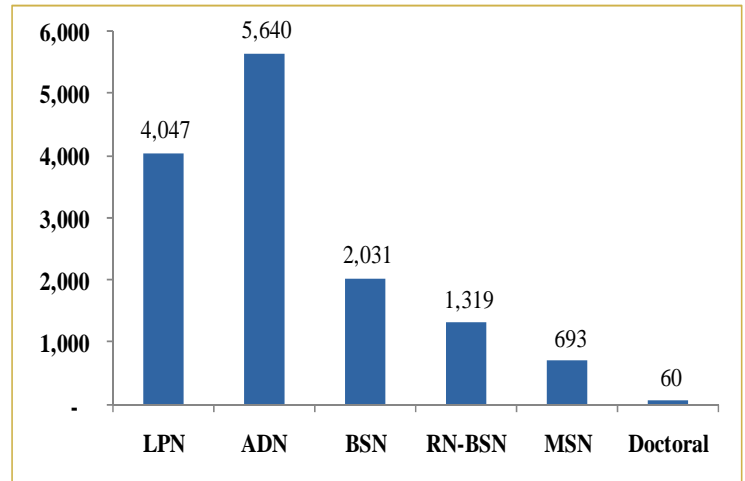
The estimated number of RN positions to be created in Florida through 2011 is 8,257. Another 3,178 LPN positions may be created. Most RN positions will be created in hospitals and home health agencies. Most LPN positions will be created in home health agencies. Median turnover rates are at or above 30% for RNs in skilled nursing facilities, hospices, home health agencies, and psychiatric hospitals. LPN turnover rates are also high in these industries.

The Education of Nurses

Prelicensure Program Capacity in Academic Year 2008-2009⁵

	LPN Programs	ADN Programs	BSN Programs
# Programs	98	58	25
# Qualified Applicants	10,174	15,071	5,991
# Admitted	6,548	7,821	3,236
% Turned Away	35.6%	48.1%	46.0%
# Enrolled	5,965	7,600	2,383

Number of Graduates in Academic Year 2008-2009⁵



Over 35% of qualified applicants to LPN programs and almost 50% of qualified applicants to pre-licensure ADN and BSN programs were turned away in Academic Year 2008-2009. All totaled, the state produced 4,047 new graduate LPNs and 7,671 new graduate RNs. Full-time faculty vacancy rates are about 10% in BSN programs. Over the next two years, a total of 304 new full-time faculty positions may be created by the state's nursing programs. Over 60% of the faculty in all nursing programs are age 50 or older.

Full-Time Faculty Demand, 09/30/09⁵

	# of Vacancies	Vacancy Rate	Expected Position Growth Over Next 2 Years	% Age 50+ Years
LPN Programs	27	5.5%	148	60.1%
ADN Programs	41	6.3%	109	64.0%
BSN + Programs	57	9.8%	47	69.1%

For more information and details about study designs and research methods, see:

1. Florida Center for Nursing. (2010). *Florida's RN and ARNP Supply: Growth, Demographics, and Employment Characteristics*. Retrieved April 16, 2010 from http://www.flcenterfornursing.org/files/RN_Supply_2010.pdf.
2. Florida Center for Nursing. (2010). *Florida's LPN Supply: Growth, Demographics, and Employment Characteristics*. Retrieved April 16, 2010 from http://www.flcenterfornursing.org/files/LPN_Supply_2010.pdf.
3. U.S. Department of Health and Human Services, Health Resources and Services Administration (2010). *The Registered Nurse Population: Initial Findings from the 2008 National Sample Survey of Registered Nurses*. Retrieved April 6, 2010 from <http://bhpr.hrsa.gov/healthworkforce/rnsurvey/initialfindings2008.pdf>
4. Florida Center for Nursing. (2010). *Workforce Demand in Nursing-Intensive Healthcare Settings: 2009 Vacancies and 2011 Growth Projections*. http://www.flcenterfornursing.org/files/2010_Demand_Report.pdf
5. Florida Center for Nursing. (2010). *Florida Nursing Education Capacity and Nurse Faculty Supply/Demand: 2007-2009 Trends*. http://www.flcenterfornursing.org/files/2010_Education_Report.pdf.