

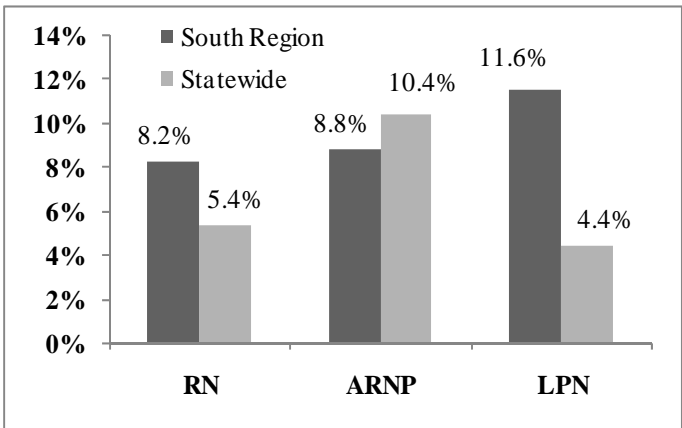
South Florida Status Report on Nursing Supply, Demand, and Education August 2009



Potential Nurse Workforce¹

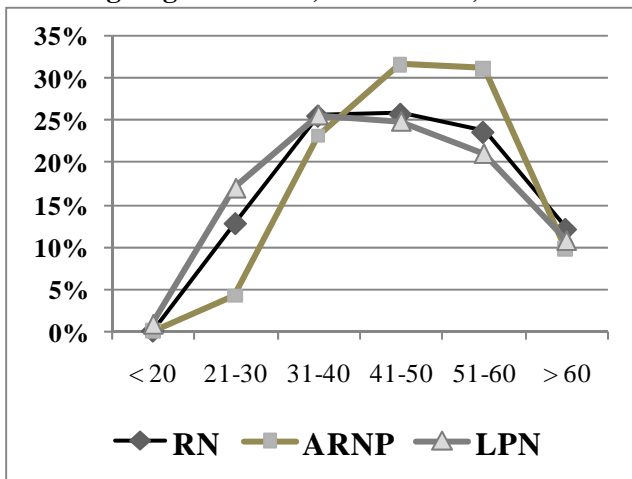
	2007	2009	Change in Size
RN	17,100	18,509	1,409
ARNP	1,204	1,310	106
LPN	4,591	5,123	532

% Change in Potential Nurse Workforce, 07-09¹

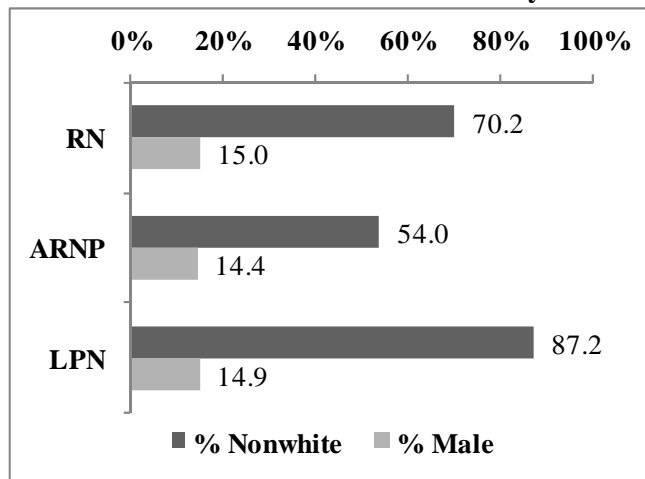


The potential RN and LPN workforces in South Florida – those with an active license, eligibility to practice, and a Florida address – grew much more rapidly in percentage terms than was true statewide.

Average Age: RN-45.4; ARNP-47.6; LPN-43.7¹

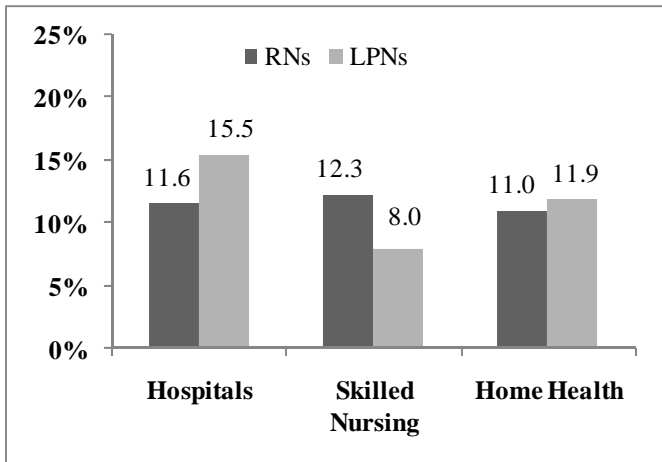


Gender and Racial/Ethnic Diversity¹



As of January 2009, South Florida's nurses were among the youngest in the state. They are also much more likely to be male and to come from minority racial/ethnic groups than is true of the entire state.

Full Time Equivalent Vacancy Rates By Industry as of 06/30/2007²



Estimated Full and Part-Time Vacancies as of 06/30/2007³

	Estimated RN Vacancies	Estimated LPN Vacancies
Hospitals	1,240.21	88.35
Skilled Nursing	98.15	165.25
Home Health	272.45	122.73
Total	1,610.82	376.33

*There are too few hospice and public health respondents in the North Region to provide reliable estimates for these industries.

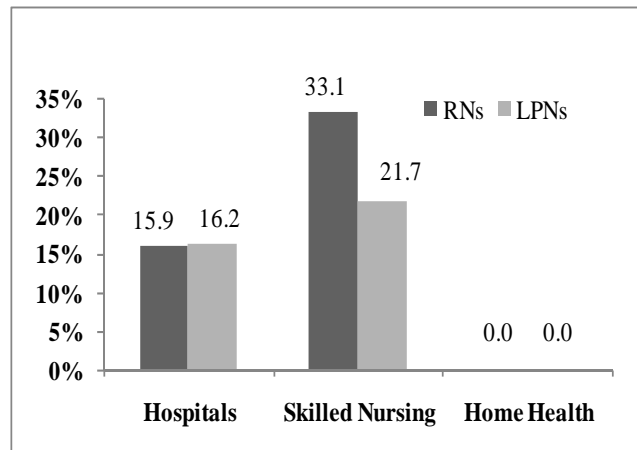
South Florida's hospital vacancy rates were higher than average for Florida, though skilled nursing and home health LPN vacancy rates were lower. The estimated number of vacancies as of June 30, 2007 was 1,611 for RNs and 376 for LPNs. Most of the RN vacancies were within hospitals, while LPN vacancies were split more evenly among hospitals, skilled nursing facilities, and home health agencies.

Estimated Full and Part-Time Position Growth for 2008³

	RN Position Growth	LPN Position Growth
Hospitals	568.31	41.20
Skilled Nursing	17.00	39.82
Home Health	452.59	412.85
Totals	1,037.90	493.87

*There are too few hospice and public health respondents in the North Region to provide reliable estimates for these industries.

Median Turnover Rates for FY 2006-2007²

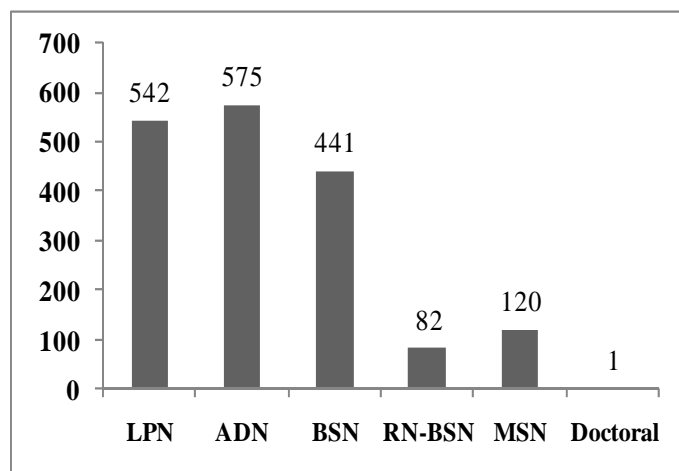


The estimated number of new RN positions to be created in South Florida during 2008 is 1,038. About 500 LPN positions may be created in 2008. Contrary to other regions, home health agencies expect to create a significant number of the RN positions and nearly all of the LPN positions. In spite of higher hospital vacancy rates, South Florida fared well in median turnover for both RNs and LPNs. At least half of home health agencies reported no RN or LPN turnover during fiscal year 2006-2007.

Program Capacity in Academic Year 2007-2008⁴

	LPN Programs	ADN Programs	BSN Programs
# Qualified Applicants	1,425	3,570	1,442
# Admitted	821	771	957
# Turned Away	604	2,799	485
% Turned Away	42.39%	78.40%	33.63%

Number of Graduates in Academic Year 2007-2008⁴



South Florida turned away a larger proportion of qualified LPN and ADN applicants, but a lower proportion of qualified BSN applicants, than was true statewide. All totaled, the region produced 542 new graduate LPNs and 1,016 new graduate RNs. Full-time faculty vacancy rates were higher in South Florida BSN programs and lower in LPN and ADN programs than is true statewide. Over the next two years, 40 new full-time faculty positions may be created.

Full-Time Faculty Demand, 09/30/08⁴

	# of Vacancies	Vacancy Rate	Expected Position Growth Over Next 2 Years
LPN Programs	2	3.23%	11
ADN Programs	1	1.75%	3
BSN + Programs	15	16.13%	26

For more information and details about study designs and research methods, see:

1. Florida Center for Nursing. (2009). *Licensed Nurses in Florida: 2007-2009 Trends and Longitudinal Analysis*. http://www.flcenterfornursing.org/files/Licensure_Trends_2007-2009.pdf
2. Florida Center for Nursing. (2008). *2007 Nurse Employer Survey Methods and Statewide Results*. http://www.flcenterfornursing.org/files/2007_Employer_Survey_Report.pdf
3. Florida Center for Nursing. (2008). *Statewide Vacancies and Job Growth Expectations in Nursing-Intensive Healthcare Settings*. http://www.flcenterfornursing.org/files/Vacancies_Job_Growth.pdf
4. Includes 100% of pre-licensure nursing programs. Two programs had not responded at the time of report publication for: Florida Center for Nursing. (2009). *2008 Nursing Education Program Annual Report and Workforce Survey*. http://www.flcenterfornursing.org/files/2008_Education_Survey.pdf