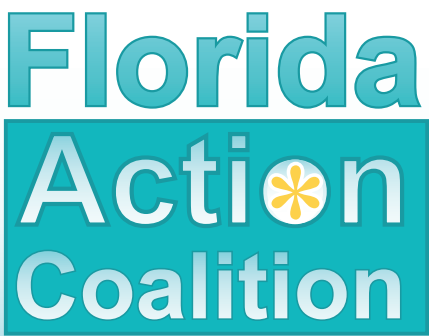


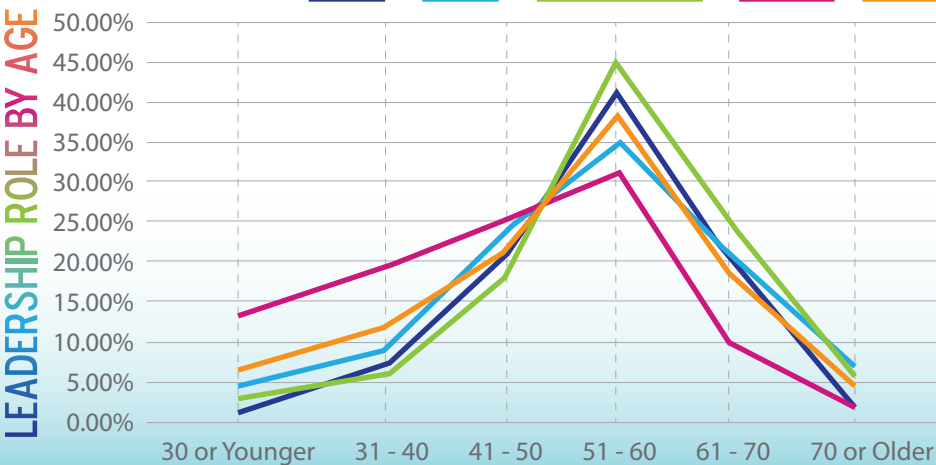
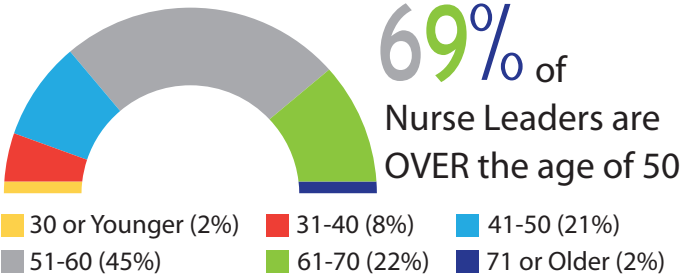
# DESCRIBING FLORIDA'S NURSE LEADERS

Within this sample, there were three potential categories for nurse leaders: leaders by virtue of employment, leaders by voluntary activity, and those who were leaders in both categories.

Among all nurse leaders in the sample, most were white women with approximately 69% of the nurse leader sample over the age of 50. A large majority of nurse leaders earned their initial nursing degree within the United States, and approximately 76% had a baccalaureate degree or higher in nursing.



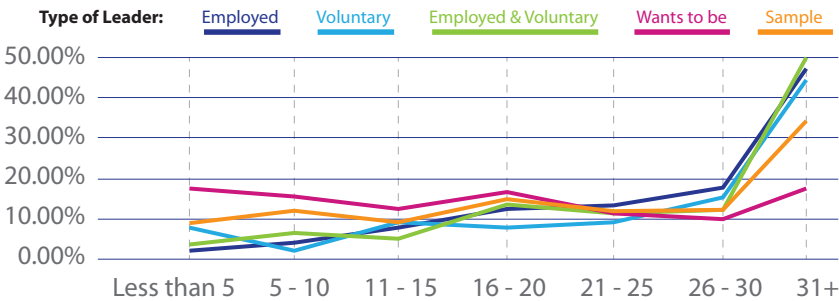
Of the **3,568** responses to this **SIP NURSE LEADER SURVEY**, **45%** said they were **NURSE LEADERS** by employment, voluntary capacity, or both.



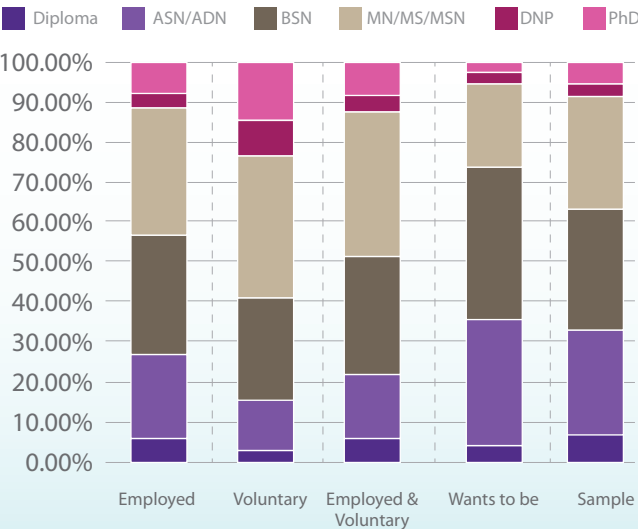
of Nurse Leaders are **FEMALE**

## LEADERSHIP ROLE BY NURSING EXPERIENCE

**45%** of Nurse Leaders have at least **30** years of Nursing Experience

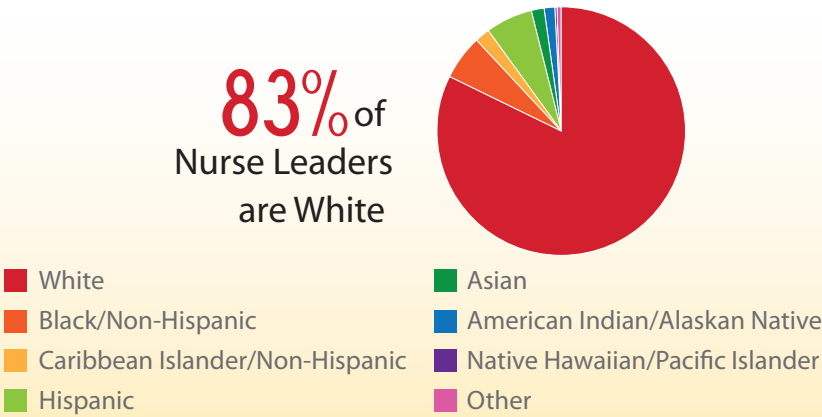


## LEADERSHIP ROLE BY HIGHEST DEGREE



## LEADERSHIP ROLE BY ETHNICITY

**83%** of Nurse Leaders are White



**76%** of Nurse Leaders have at least a **BSN**

COPYRIGHT 2014



FLORIDA ACTION COALITION  
SHAPING THE FUTURE OF HEALTHCARE THROUGH NURSING